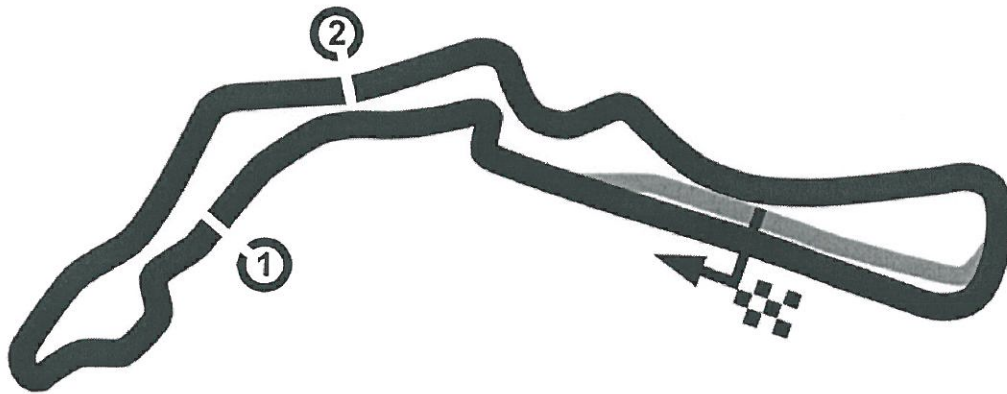


TOTAL CZECH TRUCK PRIX

Race 1



Autodrom Most 4212 m
ROUND 5: AUTODROM MOST (CZE)
30. August - 01. September 2019

wige SOLUTIONS



FIA Stewards
Log N. 38.2



TOTAL CZECH TRUCK PRIX

Autodrom Most, length 4212 m

30. August - 01. September 2019

FIA European Truck Racing Championship

Provisional Result Race 1,

FIA-Visa.No.: 5ETRC- CZE 12.08.201

started : 19 classified : 18 not classified : 1

Pos	No.	Cl.	Name (NAT) Entrant (NAT)	Make Team	Laps	Total km/h	GAP Diff	Fastest km/h	In Lap
1	1		Jochen HAHN (DEU) Jochen Hahn (DEU)	IVECO Die Bullen von IVECO Magirus	11	22:39.566 122.683		2:02.564 123.717	3
2	55		Adam LACKO (CZE) Buggyra Racing (CZE)	FREIGHTLINER BUGGYRA Racing 1969	11	22:40.149 122.630	00.583 00.583	2:02.936 123.342	4
3	44		Stephanie HALM (DEU) TEAM SCHWABENTRUCK RACING (DEU)	IVECO Die Bullen von IVECO Magirus	11	22:51.395 121.624	11.829 11.246	2:02.832 123.447	2
4	23		Antonio ALBACETE (ESP) Truck Sport Lutz Bernau (DEU)	MAN Löwen Power	11	22:52.090 121.563	12.524 00.695	2:03.023 123.255	4
5	14		José J.RODRIGUES (PRT) José Fernando de Araujo Rodrigues (PRT)	MAN Reboconort Truck Racing Team	11	23:01.343 120.749	21.777 09.253	2:04.087 122.198	6
6	77		Rene REINERT (DEU) René Reinert (DEU)	IVECO	11	23:04.106 120.508	24.540 02.763	2:04.056 122.229	3
7	11		Andre KURSIM (DEU) André Kursim (DEU)	IVECO	11	23:04.439 120.479	24.873 00.333	2:04.340 121.949	6
8	22		Oliver JANES (GBR) Buggyra Racing (CZE)	FREIGHTLINER BUGGYRA Racing 1969	11	23:25.631 118.662	46.065 21.192	2:05.915 120.424	11
9	37		Terry GIBBON (GBR) Terry Gibbon (GBR)	MAN	11	23:26.108 118.622	46.542 00.477	2:05.712 120.619	3
10	7		Jamie ANDERSON (GBR) Jamie Anderson (GBR)	MAN	11	23:26.552 118.584	46.986 00.444	2:06.133 120.216	11
11	64		Luis RECUENCO (ESP) Truck Sport Lutz Bernau (DEU)	MAN	11	23:27.280 118.523	47.714 00.728	2:06.341 120.018	11
12	71	RBR	Mika MÄKINEN Mika Mäkinen (FIN)	FREIGHTLINER Mad-Croc Racing Mäkinen	11	23:28.471 118.423	48.905 01.191	2:05.879 120.459	4
13	6		Anthony A.JANIEC (FRA) Lion Truck Racing (FRA)	MAN	11	23:29.458 118.340	49.892 00.987	2:04.154 122.132	4
14	15	RBR	Erwin KLEINNAGELVOORT (NLD) Erwin Klein Nagelvoort (NLD)	SCANIA	11	23:34.168 117.946	54.602 04.710	2:06.174 120.177	5
15	5		Norbert KISS (HUN) Tankpool 24 Racing (DEU)	MERCEDES BENZ Tankpool 24 Racing	11	23:35.604 117.826	56.038 01.436	2:04.052 122.233	6
16	38		Eduardo E.RODRIGUES (PRT) Eduardo Rodrigues (PRT)	MAN Reboconort Truck Racing Team	11	23:54.317 116.289	1:14.751 18.713	2:07.893 118.562	9
17	24		Fabio CITIGNOLA (DEU) Tankpool 24 Racing (DEU)	MERCEDES BENZ Tankpool 24 Racing	11	23:56.528 116.110	1:16.962 02.211	2:05.117 121.192	7
18	30		Sascha LENZ (DEU) Sascha Lenz (DEU)	MAN Löwen Power	9	18:40.050 121.842	2 laps 2 laps	2:03.079 123.199	2
DID NOT CLASSIFY									
	19		Dominique ORSINI (FRA) Dominique Orsini (FRA)	MERCEDES BENZ	0	00.000 0.000	11 laps	00.000 0.000	

Posted at
14 h 33 m

fastest lap: 1 HAHN Jochen 2:02.564 =123.717 km/h

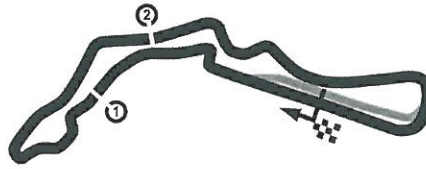
TRUCK #24 - 10 SEC TIME PENALTY (OVERSPEEDING)

FIA Race Director: Tony IDDON	Stewards:	FIA Chief Timekeeper: 	Publication time: 31.8.2019
--------------------------------------	-----------	---------------------------	--------------------------------

Subject to final scrutineering !



Timekeeping and Dataservice: wige SOLUTIONS GmbH & Co. KG, Meckenheim (GER)



FIA Stewards
Log N. 383

TOTAL CZECH TRUCK PRIX

Autodrom Most, length 4212 m

30. August - 01. September 2019

FIA European Truck Racing Championship

GRAMMER Truck Cup Result Race 1,

FIA-Visa No.: 5ETRC-CZE 12.08.201

started : 19 classified : 18 not classified : 1

Pos	No.	Cl.	Name (NAT) Entrant (NAT)	Make Team	Laps	Total km/h	GAP Diff.	Fastest km/h	In Lap
1	22		Oliver JANES (GBR) Buggyra Racing (CZE)	FREIGHTLINER BUGGYRA Racing 1969	11	23:25.631 118.662		2:05.915 120.424	11
2	37		Terry GIBBON (GBR) Terry Gibbon (GBR)	MAN	11	23:26.108 118.622	00.477 +00.477	2:05.712 120.619	3
3	7		Jamie ANDERSON (GBR) Jamie Anderson (GBR)	MAN	11	23:26.552 118.584	00.921 +00.444	2:06.133 120.216	11
4	64		Luis RECUENCO (ESP) Truck Sport Lutz Bernau (DEU)	MAN	11	23:27.280 118.523	01.649 +00.728	2:06.341 120.018	11
5	15	RBR	Erwin KLEINNAGELVOORT (NLD) Erwin Klein Nagelvoort (NLD)	SCANIA	11	23:34.168 117.946	08.537 +06.888	2:06.174 120.177	5
6	38		Eduardo E.RODRIGUES (PRT) Eduardo Rodrigues (PRT)	MAN Reboconort Truck Racing Team	11	23:54.317 116.289	28.686 +20.149	2:07.893 118.562	9
7	24		Fabio CITIGNOLA (DEU) Tankpool 24 Racing (DEU)	MERCEDES BENZ Tankpool 24 Racing	11	23:56.528 116.110	30.897 +02.211	2:05.117 121.192	7
DID NOT CLASSIFY									
	19		Dominique ORSINI (FRA) Dominique Orsini (FRA)	MERCEDES BENZ	0	00.000 0.000	11 Laps 11 Laps	00.000 0.000	

fastest lap: 1 HAHN Jochen 2:02.564 =123.717 km/h

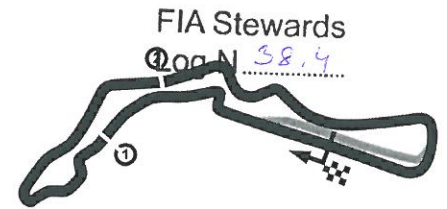
TRUCK #24 - 10 SEC TIME PENALTY (OVERSPEEDING)



FIA Race Director: Tony Iddon	Stewards:	FIA Chief Timekeeper: Yasin Özer	Publication time: 31.8.2019
--------------------------------------	-----------	---	--------------------------------

Subject to final scrutineering !





TOTAL CZECH TRUCK PRIX

Autodrom Most, length 4212 m

30. August - 01. September 2019

FIA European Truck Racing Championship

Best Sector Times Race 1

FIA-Visa.No.: 5ETRC- CZE 12.08.201

Pos.	sector 1			sector 2			sector 3			theoretical and best lap time				
	No	Driver	Time	No	Driver	Time	No	Driver	Time	No	Driver	theoretical	Best	Pos
1	1	HAHN J.	31.728	1	HAHN J.	41.376	1	HAHN J.	49.253	1	HAHN J.	2:02.357	2:02.564	
2	44	HALM S.	31.748	23	ALBACETE A.	41.404	30	LENZ S.	49.324	44	HALM S.	2:02.625	2:02.832	
3	55	LACKO A.	31.834	44	HALM S.	41.442	44	HALM S.	49.435	23	ALBACETE A.	2:02.727	2:03.023	
4	30	LENZ S.	31.859	55	LACKO A.	41.533	55	LACKO A.	49.444	55	LACKO A.	2:02.811	2:02.936	
5	23	ALBACETE A.	31.871	30	LENZ S.	41.631	23	ALBACETE A.	49.452	30	LENZ S.	2:02.814	2:03.079	
6	14	J.RODRIGUES J.	31.877	6	A.JANIEC A.	41.781	5	KISS N.	49.662	14	J.RODRIGUES J.	2:03.615	2:04.087	
7	77	REINERT R.	32.186	11	KURSIM A.	41.799	11	KURSIM A.	49.730	11	KURSIM A.	2:03.751	2:04.340	
8	5	KISS N.	32.189	77	REINERT R.	41.961	14	J.RODRIGUES J.	49.738	5	KISS N.	2:03.846	2:04.052	
9	11	KURSIM A.	32.222	5	KISS N.	41.995	6	A.JANIEC A.	49.774	6	A.JANIEC A.	2:03.854	2:04.154	
10	6	A.JANIEC A.	32.299	14	J.RODRIGUES J.	42.000	77	REINERT R.	49.820	77	REINERT R.	2:03.967	2:04.056	
11	22	JANES O.	32.408	7	ANDERSON J.	42.058	37	GIBBON T.	49.938	7	ANDERSON J.	2:04.951	2:06.133	
12	7	ANDERSON J.	32.574	64	RECUENCO L.	42.272	71	MÄKINEN M.	50.143	37	GIBBON T.	2:05.071	2:05.712	
13	24	CITIGNOLA F.	32.632	24	CITIGNOLA F.	42.316	24	CITIGNOLA F.	50.169	24	CITIGNOLA F.	2:05.117	2:05.117	
14	64	RECUENCO L.	32.650	15	KLEINNAGELVOOR'	42.433	7	ANDERSON J.	50.319	64	RECUENCO L.	2:05.295	2:06.341	
15	37	GIBBON T.	32.655	22	JANES O.	42.442	64	RECUENCO L.	50.373	22	JANES O.	2:05.363	2:05.915	
16	15	KLEINNAGELVOOR'	32.662	37	GIBBON T.	42.478	22	JANES O.	50.513	71	MÄKINEN M.	2:05.369	2:05.879	
17	71	MÄKINEN M.	32.744	71	MÄKINEN M.	42.482	15	KLEINNAGELVOOR'	50.515	15	KLEINNAGELVOOR'	2:05.610	2:06.174	
18	38	E.RODRIGUES E.	32.912	38	E.RODRIGUES E.	43.493	38	E.RODRIGUES E.	50.942	38	E.RODRIGUES E.	2:07.347	2:07.893	
19	19	ORSINI D.	00.000	19	ORSINI D.	00.000	19	ORSINI D.	00.000	19	ORSINI D.	00.000	00.000	



FIA Stewards
Log N. 38.5

TOTAL CZECH TRUCK PRIX

Autodrom Most, length 4212 m

30. August - 01. September 2019

FIA European Truck Racing Championship

Fastest Lap in Race 1,

FIA-Visa.No.: 5ETRC-CZE 12.08.201

RG.	No.	Driver	Entrant	Time	IN.	DIFF	INT	KM/H	at
1	1	HAHN J (DEU)	Jochen Hahn (DEU)	2:02.564	3		00.268	123.717	14:05:31
2	44	HALM S (DEU)	TEAM SCHWABENTRUCK RACING (I	2:02.832	2	00.268	00.104	123.447	14:03:33
3	55	LACKO A (CZE)	Buggyra Racing (CZE)	<u>2:02.936</u>	4	00.372	00.087	123.342	14:07:36
4	23	ALBACETE A (ESP)	Truck Sport Lutz Bernau (DEU)	2:03.023	4	00.459	00.056	123.255	14:07:40
5	30	LENZ S (DEU)	Sascha Lenz (DEU)	<u>2:03.079</u>	2	00.515	00.973	123.199	14:03:31
6	5	KISS N (HUN)	Tankpool 24 Racing (DEU)	2:04.052	6	01.488	00.004	122.233	14:11:54
7	77	REINERT R (DEU)	René Reinert (DEU)	2:04.056	3	01.492	00.031	122.229	14:05:43
8	14	J.RODRIGUES J (PRT)	José Fernando de Araujo Rodrigues (P	2:04.087	6	01.523	00.067	122.198	14:11:54
9	6	A.JANIEC A (FRA)	Lion Truck Racing (FRA)	2:04.154	4	01.590	00.186	122.132	14:07:46
10	11	KURSIM A (DEU)	André Kursim (DEU)	<u>2:04.340</u>	6	01.776	00.777	121.949	14:11:57
11	24	CITIGNOLA F (DEU)	Tankpool 24 Racing (DEU)	2:05.117	7	02.553	00.595	121.192	14:14:39
12	37	GIBBON T (GBR)	Terry Gibbon (GBR)	2:05.712	3	03.148	00.167	120.619	14:05:49
13	71	MÄKINEN M (FIN)	Mika Mäkinen (FIN)	2:05.879	4	03.315	00.036	120.459	14:07:57
14	22	JANES O (GBR)	Buggyra Racing (CZE)	<u>2:05.915</u>	11	03.351	00.218	120.424	14:22:45
15	7	ANDERSON J (GBR)	Jamie Anderson (GBR)	2:06.133	11	03.569	00.041	120.216	14:22:46
16	15	KLEINNAGELVOORT E (NLD)	Erwin Klein Nagelvoort (NLD)	2:06.174	5	03.610	00.167	120.177	14:10:06
17	64	RECUENCO L (ESP)	Truck Sport Lutz Bernau (DEU)	<u>2:06.341</u>	11	03.777	01.552	120.018	14:22:46
18	38	E.RODRIGUES E (PRT)	Eduardo Rodrigues (PRT)	2:07.893	9	05.329		118.562	14:18:54



FIA Stewards

log N. 386



TOTAL CZECH TRUCK PRIX

Autodrom Most, length 4212 m

30. August - 01. September 2019

FIA European Truck Racing Championship

Lap Analysis Race 1,

FIA-Visa.No.: 5ETRC- CZE 12.08.201

1 Jochen HAHN , IVECO / DEU

Theoretische Bestzeit: 2:02.35

Lap	Time	S1	S2	S3	Lap	Time	S1	S2	S3
1	2:06.648	35.816	41.579	49.253	7	2:03.773	32.237	41.907	49.629
2	2:02.566	31.849	41.376	49.341	8	2:03.264	32.149	41.604	49.511
3	2:02.564	31.728	41.406	49.430	9	2:03.650	32.203	41.779	49.668
4	2:02.815	31.907	41.452	49.456	10	2:03.586	32.131	41.826	49.629
5	2:03.127	31.926	41.580	49.621	11	2:04.751	32.110	41.646	50.995
6	2:02.822	31.830	41.424	49.568					

5 Norbert KISS , MERCEDES BENZ / HUN

Theoretische Bestzeit: 2:03.84

Lap	Time	S1	S2	S3	Lap	Time	S1	S2	S3
1	2:12.434	38.939	43.743	49.752	7	2:05.757	32.870	42.863	50.024
2	2:04.829	32.671	42.496	49.662	8	2:15.281	32.290	42.241	
3	2:04.630	32.237	42.489	49.904	9	2:19.874	45.842	42.864	51.168
4	2:04.269	32.199	42.256	49.814	10	2:12.181	35.423	46.308	50.450
5	2:04.206	32.189	42.079	49.938	11	2:08.091	32.688	44.459	50.944
6	2:04.052	32.225	41.995	49.832					

6 Anthony A.JANIEC , MAN / FRA

Theoretische Bestzeit: 2:03.85

Lap	Time	S1	S2	S3	Lap	Time	S1	S2	S3
1	2:13.924	39.863	43.961	50.100	7	2:04.669	32.386	42.042	50.241
2	2:04.651	32.442	42.435	49.774	8	2:17.964	33.827	42.889	
3	2:04.535	32.299	41.834	50.402	9	2:16.223	43.907	42.093	50.223
4	2:04.154	32.346	41.781	50.027	10	2:07.848	33.122	42.499	52.227
5	2:04.537	32.434	42.005	50.098	11	2:05.858	33.397	42.073	50.388
6	2:05.095	33.129	41.928	50.038					

7 Jamie ANDERSON , MAN / GBR

Theoretische Bestzeit: 2:04.95

Lap	Time	S1	S2	S3	Lap	Time	S1	S2	S3
1	2:16.228	41.007	43.986	51.235	7	2:06.541	32.966	42.058	51.517
2	2:06.619	33.279	42.770	50.570	8	2:08.110	32.988	44.014	51.108
3	2:06.448	33.474	42.138	50.836	9	2:06.968	33.178	42.949	50.841
4	2:06.765	33.970	42.214	50.581	10	2:08.776	33.053	42.667	53.056
5	2:07.058	32.858	42.180	52.020	11	2:06.133	32.574	43.240	50.319
6	2:06.906	33.007	42.229	51.670					

11 Andre KURSIM , IVECO / DEU

Theoretische Bestzeit: 2:03.75

Lap	Time	S1	S2	S3	Lap	Time	S1	S2	S3
1	2:14.326	41.094	43.129	50.103	7	2:04.489	32.401	42.226	49.862
2	2:04.677	32.420	42.510	49.747	8	2:06.240	32.919	42.899	50.422
3	2:05.885	32.222	41.799	51.864	9	2:05.116	32.839	42.175	50.102
4	2:04.592	32.767	42.004	49.821	10	2:04.660	32.269	42.056	50.335
5	2:04.510	32.664	42.116	49.730	11	2:05.604	32.426	42.150	51.028
6	2:04.340	32.266	42.130	49.944					

14 José J.RODRIGUES , MAN / PRT

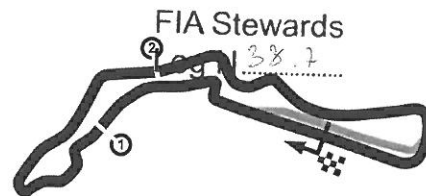
Theoretische Bestzeit: 2:03.61

Lap	Time	S1	S2	S3	Lap	Time	S1	S2	S3
1	2:11.558	38.070	43.562	49.926	7	2:05.322	32.049	42.887	50.386
2	2:06.220	33.517	42.965	49.738	8	2:04.479	32.031	42.359	50.089
3	2:04.568	31.913	42.309	50.346	9	2:04.957	32.164	42.530	50.263
4	2:04.359	31.991	42.083	50.285	10	2:05.764	32.280	42.696	50.788
5	2:04.553	31.877	42.479	50.197	11	2:05.476	32.654	42.512	50.310
6	2:04.087	31.993	42.000	50.094					

15 Erwin KLEINAGELVOORT , SCANIA / NLD

Theoretische Bestzeit: 2:05.61

Lap	Time	S1	S2	S3	Lap	Time	S1	S2	S3
1	2:18.614	42.127	44.687	51.800	7	2:06.805	32.662	43.240	50.903
2	2:06.739	33.042	42.609	51.088	8	2:06.857	32.914	42.728	51.215
3	2:09.573	35.718	43.040	50.815	9	2:07.908	33.311	43.234	51.363
4	2:06.235	32.982	42.433	50.820	10	2:07.576	33.084	42.940	51.552
5	2:06.174	32.763	42.695	50.716	11	2:11.468	35.037	44.341	52.090



TOTAL CZECH TRUCK PRIX

Autodrom Most, length 4212 m

30. August - 01. September 2019

FIA European Truck Racing Championship

Lap Analysis Race 1,

FIA-Visa.No.: 5ETRC- CZE 12.08.201

Lap	Time	S1	S2	S3	Lap	Time	S1	S2	S3
6	2:06.219	32.943	42.761	50.515					



TOTAL CZECH TRUCK PRIX

Autodrom Most, length 4212 m

30. August - 01. September 2019

FIA European Truck Racing Championship

Lap Analysis Race 1,

FIA-Visa.No.: 5ETRC- CZE 12.08.201

22 Oliver JANES , FREIGHTLINER / GBR

Theoretische Bestzeit: 2:05.36

Lap	Time	S1	S2	S3	Lap	Time	S1	S2	S3
1	2:15.205	40.827	43.124	51.254	7	2:06.570	32.619	42.513	51.438
2	2:06.826	32.802	42.637	51.387	8	2:09.164	33.362	44.230	51.572
3	2:06.636	32.408	43.444	50.784	9	2:07.123	32.944	43.666	50.513
4	2:06.770	32.655	43.374	50.741	10	2:07.131	33.017	42.936	51.178
5	2:07.445	32.592	42.918	51.935	11	2:05.915	32.576	42.442	50.897
6	2:06.846	32.610	42.661	51.575					

23 Antonio ALBACETE , MAN / ESP

Theoretische Bestzeit: 2:02.72

Lap	Time	S1	S2	S3	Lap	Time	S1	S2	S3
1	2:11.840	38.593	43.295	49.952	7	2:03.312	31.871	41.631	49.810
2	2:03.157	32.236	41.455	49.466	8	2:04.397	32.615	41.941	49.841
3	2:03.114	32.258	41.404	49.452	9	2:04.642	32.251	41.965	50.426
4	2:03.023	31.893	41.576	49.554	10	2:07.489	33.995	42.480	51.014
5	2:03.472	31.952	41.551	49.969	11	2:04.091	32.045	41.940	50.106
6	2:03.553	32.103	41.681	49.769					

24 Fabio CITIGNOLA , MERCEDES BENZ / DEU

Theoretische Bestzeit: 2:05.11

Lap	Time	S1	S2	S3	Lap	Time	S1	S2	S3
1	2:17.049	41.811	44.830	50.408	7	2:05.117	32.632	42.316	50.169
2	2:06.270	33.227	42.393	50.650	8	2:06.619	33.011	42.388	51.220
3	2:06.367	33.603	42.387	50.377	9	2:06.143	32.936	42.732	50.475
4	2:21.630	35.699	43.138		10	2:06.829	32.845	42.867	51.117
5	2:17.994	45.167	42.526	50.301	11	2:06.945	33.177	43.095	50.673
6	2:05.565	32.647	42.598	50.320					

30 Sascha LENZ , MAN / DEU

Theoretische Bestzeit: 2:02.81

Lap	Time	S1	S2	S3	Lap	Time	S1	S2	S3
1	2:08.631	37.652	41.655	49.324	6	2:04.187	32.315	41.943	49.929
2	2:03.079	31.859	41.631	49.589	7	2:04.219	31.974	42.036	50.209
3	2:03.448	32.111	41.889	49.448	8	2:04.342	31.954	42.100	50.288
4	2:03.393	31.914	41.926	49.553	9	2:04.988	32.134	42.276	50.578
5	2:03.763	31.974	42.095	49.694					

37 Terry GIBBON , MAN / GBR

Theoretische Bestzeit: 2:05.07

Lap	Time	S1	S2	S3	Lap	Time	S1	S2	S3
1	2:17.607	41.472	45.086	51.049	7	2:06.701	33.280	42.660	50.761
2	2:06.866	32.980	42.740	51.146	8	2:08.224	32.954	44.261	51.009
3	2:05.712	32.728	43.046	49.938	9	2:06.821	32.911	43.414	50.496
4	2:06.698	33.453	43.071	50.174	10	2:07.946	33.270	42.637	52.039
5	2:06.675	32.918	42.776	50.981	11	2:06.133	32.655	43.345	50.133
6	2:06.725	33.438	42.478	50.809					

38 Eduardo E.RODRIGUES , MAN / PRT

Theoretische Bestzeit: 2:07.34

Lap	Time	S1	S2	S3	Lap	Time	S1	S2	S3
1	2:20.481	44.145	44.575	51.761	7	2:10.514	33.981	44.639	51.894
2	2:08.534	33.423	43.493	51.618	8	2:10.113	33.070	44.253	52.790
3	2:09.233	34.022	43.892	51.319	9	2:07.893	33.447	43.504	50.942
4	2:09.013	32.912	43.823	52.278	10	2:08.747	32.927	43.840	51.980
5	2:09.534	33.187	44.460	51.887	11	2:10.546	33.465	44.633	52.448
6	2:09.709	33.715	43.833	52.161					

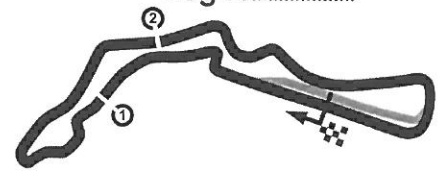
44 Stephanie HALM , IVECO / DEU

Theoretische Bestzeit: 2:02.62

Lap	Time	S1	S2	S3	Lap	Time	S1	S2	S3
1	2:11.089	38.084	43.403	49.602	7	2:03.968	31.962	41.775	50.231
2	2:02.832	31.955	41.442	49.435	8	2:04.370	32.086	41.951	50.333
3	2:02.955	31.875	41.530	49.550	9	2:04.860	32.183	42.156	50.521
4	2:02.944	31.748	41.681	49.515	10	2:06.021	33.599	42.254	50.168
5	2:03.267	31.822	41.754	49.691	11	2:05.221	32.101	42.300	50.820
6	2:03.868	32.150	42.095	49.623					



FIA Stewards
Log N. 38.9



TOTAL CZECH TRUCK PRIX

Autodrom Most, length 4212 m

30. August - 01. September 2019

FIA European Truck Racing Championship

Lap Analysis Race 1,

FIA-Visa.No.: 5ETRC-CZE 12.08.201



TOTAL CZECH TRUCK PRIX

Autodrom Most, length 4212 m

30. August - 01. September 2019

FIA European Truck Racing Championship

Lap Analysis Race 1,

FIA-Visa.No.: 5ETRC- CZE 12.08.201

55 Adam LACKO , FREIGHTLINER / CZE

Theoretische Bestzeit: 2:02.81

Lap	Time	S1	S2	S3	Lap	Time	S1	S2	S3
1	2:07.480	36.443	41.593	49.444	7	2:02.986	31.834	41.590	49.562
2	2:03.451	32.363	41.569	49.519	8	2:03.535	31.921	41.880	49.734
3	2:03.327	31.843	41.845	49.639	9	2:03.374	31.872	41.845	49.657
4	2:02.936	31.848	41.536	49.552	10	2:03.389	31.951	41.707	49.731
5	2:03.052	31.869	41.533	49.650	11	2:03.415	31.847	41.679	49.889
6	2:03.204	31.926	41.594	49.684					

64 Luis RECUENCO , MAN / ESP

Theoretische Bestzeit: 2:05.29

Lap	Time	S1	S2	S3	Lap	Time	S1	S2	S3
1	2:15.549	37.751	46.923	50.875	7	2:06.626	32.989	43.264	50.373
2	2:06.782	32.824	43.003	50.955	8	2:08.488	33.025	44.121	51.342
3	2:06.624	32.650	43.249	50.725	9	2:07.056	32.910	43.624	50.522
4	2:06.893	32.800	43.412	50.681	10	2:07.908	33.011	43.075	51.822
5	2:08.294	33.616	42.272	52.406	11	2:06.341	32.782	43.127	50.432
6	2:06.719	33.156	42.821	50.742					

71 Mika MÄKINEN , FREIGHTLINER /

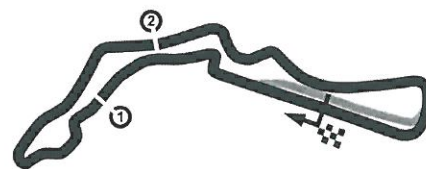
Theoretische Bestzeit: 2:05.36

Lap	Time	S1	S2	S3	Lap	Time	S1	S2	S3
1	2:18.949	42.839	44.339	51.771	7	2:06.846	33.343	42.795	50.708
2	2:06.590	33.239	42.787	50.564	8	2:08.391	33.268	43.672	51.451
3	2:06.544	33.633	42.768	50.143	9	2:07.443	33.189	43.397	50.857
4	2:05.879	32.977	42.482	50.420	10	2:07.219	32.994	42.855	51.370
5	2:06.545	32.744	42.598	51.203	11	2:07.202	33.587	42.763	50.852
6	2:06.863	33.543	42.668	50.652					

77 Rene REINERT , IVECO / DEU

Theoretische Bestzeit: 2:03.96

Lap	Time	S1	S2	S3	Lap	Time	S1	S2	S3
1	2:13.511	40.024	43.584	49.903	7	2:05.310	32.884	42.028	50.398
2	2:06.055	32.186	43.378	50.491	8	2:05.785	32.765	42.273	50.747
3	2:04.056	32.196	41.961	49.899	9	2:04.996	32.445	42.320	50.231
4	2:04.062	32.206	42.036	49.820	10	2:05.145	32.248	42.279	50.618
5	2:04.530	32.628	41.991	49.911	11	2:05.552	32.362	42.363	50.827
6	2:05.104	33.008	42.092	50.004					



TOTAL CZECH TRUCK PRIX

Autodrom Most, length 4212 m

30. August - 01. September 2019

FIA European Truck Racing Championship

Lap by Lap Race 1,

FIA-Visa.No.: 5ETRC-CZE 12.08.201

1 Jochen HAHN , IVECO TITAN / DEU															
1	2:06.648	2	2:02.566	3	2:02.564	4	2:02.815	5	2:03.127	6	2:02.822	7	2:03.773	8	2:03.264
9	2:03.650	10	2:03.586	11	2:04.751										

5 Norbert KISS , MERCEDES BENZ TITAN / HUN															
1	2:12.434	2	2:04.829	3	2:04.630	4	2:04.269	5	2:04.206	6	2:04.052	7	2:05.757	pit	2:15.281
9	2:19.874	10	2:12.181	11	2:08.091										

6 Anthony A.JANIEC , MAN TITAN / FRA															
1	2:13.924	2	2:04.651	3	2:04.535	4	2:04.154	5	2:04.537	6	2:05.095	7	2:04.669	pit	2:17.964
9	2:16.223	10	2:07.848	11	2:05.858										

7 Jamie ANDERSON , MAN CHROME / GBR															
1	2:16.228	2	2:06.619	3	2:06.448	4	2:06.765	5	2:07.058	6	2:06.906	7	2:06.541	8	2:08.110
9	2:06.968	10	2:08.776	11	2:06.133										

11 Andre KURSIM , IVECO TITAN / DEU															
1	2:14.326	2	2:04.677	3	2:05.885	4	2:04.592	5	2:04.510	6	2:04.340	7	2:04.489	8	2:06.240
9	2:05.116	10	2:04.660	11	2:05.604										

14 José J.RODRIGUES , MAN TITAN / PRT															
1	2:11.558	2	2:06.220	3	2:04.568	4	2:04.359	5	2:04.553	6	2:04.087	7	2:05.322	8	2:04.479
9	2:04.957	10	2:05.764	11	2:05.476										

15 Erwin KLEINAGELVOORT , SCANIA CHROME / NLD															
1	2:18.614	2	2:06.739	3	2:09.573	4	2:06.235	5	2:06.174	6	2:06.219	7	2:06.805	8	2:06.857
9	2:07.908	10	2:07.576	11	2:11.468										

22 Oliver JANES , FREIGHTLINER CHROME / GBR															
1	2:15.205	2	2:06.826	3	2:06.636	4	2:06.770	5	2:07.445	6	2:06.846	7	2:06.570	8	2:09.164
9	2:07.123	10	2:07.131	11	2:05.915										

23 Antonio ALBACETE , MAN TITAN / ESP															
1	2:11.840	2	2:03.157	3	2:03.114	4	2:03.023	5	2:03.472	6	2:03.553	7	2:03.312	8	2:04.397
9	2:04.642	10	2:07.489	11	2:04.091										

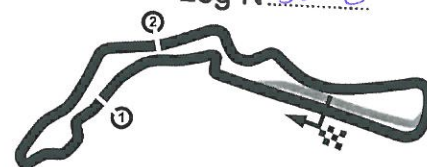
24 Fabio CITIGNOLA , MERCEDES BENZ CHROME / DEU															
1	2:17.049	2	2:06.270	3	2:06.367	pit	2:21.630	5	2:17.994	6	2:05.565	7	2:05.117	8	2:06.619
9	2:06.143	10	2:06.829	11	2:06.945										

30 Sascha LENZ , MAN TITAN / DEU															
1	2:08.631	2	2:03.079	3	2:03.448	4	2:03.393	5	2:03.763	6	2:04.187	7	2:04.219	8	2:04.342
9	2:04.988														

37 Terry GIBBON , MAN CHROME / GBR															
1	2:17.607	2	2:06.866	3	2:05.712	4	2:06.698	5	2:06.675	6	2:06.725	7	2:06.701	8	2:08.224
9	2:06.821	10	2:07.946	11	2:06.133										



FIA Stewards
Log N...38.12



TOTAL CZECH TRUCK PRIX

Autodrom Most, length 4212 m

30. August - 01. September 2019

FIA European Truck Racing Championship

Lap by Lap Race 1,

FIA-Visa.No.: 5ETRC-CZE 12.08.201

38 Eduardo E.RODRIGUES , MAN CHROME / PRT															
1	2:20.481	2	2:08.534	3	2:09.233	4	2:09.013	5	2:09.534	6	2:09.709	7	2:10.514	8	2:10.113
9	2:07.893	10	2:08.747	11	2:10.546										

44 Stephanie HALM , IVECO TITAN / DEU															
1	2:11.089	2	2:02.832	3	2:02.955	4	2:02.944	5	2:03.267	6	2:03.868	7	2:03.968	8	2:04.370
9	2:04.860	10	2:06.021	11	2:05.221										

55 Adam LACKO , FREIGHTLINER TITAN / CZE															
1	2:07.480	2	2:03.451	3	2:03.327	4	2:02.936	5	2:03.052	6	2:03.204	7	2:02.986	8	2:03.535
9	2:03.374	10	2:03.389	11	2:03.415										

64 Luis RECUENCO , MAN CHROME / ESP															
1	2:15.549	2	2:06.782	3	2:06.624	4	2:06.893	5	2:08.294	6	2:06.719	7	2:06.626	8	2:08.488
9	2:07.056	10	2:07.908	11	2:06.341										

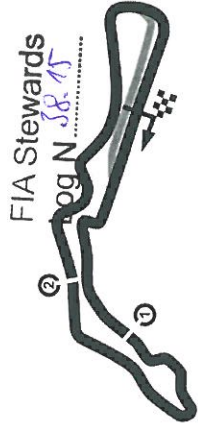
71 Mika MÄKINEN , FREIGHTLINER TITAN /															
1	2:18.949	2	2:06.590	3	2:06.544	4	2:05.879	5	2:06.545	6	2:06.863	7	2:06.846	8	2:08.391
9	2:07.443	10	2:07.219	11	2:07.202										

77 Rene REINERT , IVECO TITAN / DEU															
1	2:13.511	2	2:06.055	3	2:04.056	4	2:04.062	5	2:04.530	6	2:05.104	7	2:05.310	8	2:05.785
9	2:04.996	10	2:05.145	11	2:05.552										



Lapchart: FIA European Truck Racing Championship |

POS	1	2	3	4	5	6	7	8	9	10	11	12	13	14	15	16	17	18
LAP1	1	55	30	44	14	23	5	77	6	11	22	64	7	24	37	15	71	
LAP2	1	55	30	44	23	5	14	6	11	77	22	64	7	24	37	15	71	
LAP3	1	55	30	44	23	5	14	6	77	11	22	64	7	24	37	71	15	
LAP4	1	55	30	44	23	5	14	6	77	11	22	64	7	37	71	15	38	
LAP5	1	55	30	44	23	5	14	6	77	11	22	7	37	64	71	15	38	
LAP6	1	55	30	44	23	5	14	6	77	11	22	7	37	64	71	15	38	
LAP7	1	55	30	44	23	5	14	6	77	11	22	7	37	64	71	15	38	
LAP8	1	55	30	44	23	14	77	11	5	6	7	37	22	64	71	15	24	
LAP9	1	55	30	44	23	14	77	11	7	37	22	64	71	15	5	6	24	
LAP10	1	55	44	23	14	77	11	22	37	7	64	71	15	6	5	24	38	
LAP11	1	55	44	23	14	77	11	22	37	7	64	71	6	15	5	24	38	



TOTAL CZECH TRUCK PRIX

Autodrom Most, length 4212 m

30. August - 01. September 2019

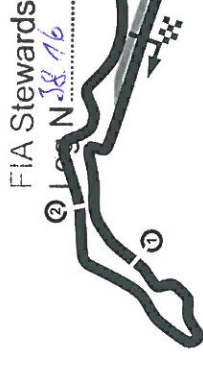
FIA European Truck Racing Championship

TEAM TITLE 2019

FIA-Visa.No.: 5ETRC- CZE 12.08.201

RG	TEAM	SUM	Misano (ITA) 1	Misano (ITA) 2	Misano (ITA) 3	Misano (ITA) 4	Hungaroring (HUN) 1	Hungaroring (HUN) 2	Hungaroring (HUN) 3	Hungaroring (HUN) 4	Slovakaring (SVK) 1	Slovakaring (SVK) 2	Slovakaring (SVK) 3	Slovakaring (SVK) 4	Nürburging (DEU) 1	Nürburging (DEU) 2	Nürburging (DEU) 3	Nürburging (DEU) 4	Most (CZE) 1	Most (CZE) 2	Most (CZE) 3	Most (CZE) 4	Zolder (BEL) 1	Zolder (BEL) 2	Zolder (BEL) 3	Zolder (BEL) 4	Le Mans (FRA) 1	Le Mans (FRA) 2	Le Mans (FRA) 3	Le Mans (FRA) 4	Jarama (ESP) 1	Jarama (ESP) 2	Jarama (ESP) 3	Jarama (ESP) 4		
1	Die Bullen von IVECO Magirus	365	28	13	16	17	30	16	35	17	35	15	35	11	20	14	23	8	32																	
2	Löwen Power	277	18	16	18	15	21	16	11	16	10	15	14	18	25	14	25	15	10																	
3	BUGGYRA Racing 1969	215	19	13	18	12	4	9	11	4	18	10	16	11	12	14	16	7	21																	
4	Tankpool 24 Racing	176	11	8	22	3	11	11	16	9	12	11	13	9	12	10	14	4																		
5	Reboconort Truck Racing Team	112	5	5	7	7	14	3	8	8	3	3	2	3	9	10	7	8	10																	
6	Mad-Croc Racing Mäkinen	4																	4																	

Points for Race 1 at MOST are awarded based on the provisional result.



TOTAL CZECH TRUCK PRIX

Autodrom Most, length 4212 m

30. August - 01. September 2019

FIA European Truck Racing Championship GRAMMER Truck Cup Classification

FIA-Visa.No.: 5ETRC-CZE 12.08.201

POS	#	NAME (NAT)	SUM	Misano (TTA) 1	Misano (TTA) 2	Misano (TTA) 3	Misano (TTA) 4	Hungaroring (HUN) 1	Hungaroring (HUN) 2	Hungaroring (HUN) 3	Hungaroring (HUN) 4	Slovakaring (SVK) 1	Slovakaring (SVK) 2	Slovakaring (SVK) 3	Slovakaring (SVK) 4	Nürburgring (DEU) 1	Nürburgring (DEU) 2	Nürburgring (DEU) 3	Nürburgring (DEU) 4	Most (CZE) 1	Most (CZE) 2	Most (CZE) 3	Most (CZE) 4	Zolder (BEL) 1	Zolder (BEL) 2	Zolder (BEL) 3	Zolder (BEL) 4	Le Mans (FRA) 1	Le Mans (FRA) 2	Le Mans (FRA) 3	Le Mans (FRA) 4	Jarama (ESP) 1	Jarama (ESP) 2	Jarama (ESP) 3	Jarama (ESP) 4			
1	22	Oliver JAMES (GBR)	189	15	9	20	9	20	8	10	9	15	6	15	8	6	4	15	3	4	20	1	3	4														
2	64	Luis RECUENCO (ESP)	176	20	10	6	5	15	9	8	8	20	8	12	9	10	9	12	5	10																		
3	7	Jamie ANDERSON (GBR)	155	8	15	10	10	6	20	10	10	20	10	20	10	15	10	8	9	12																		
4	24	Fabio CITIGNOLA (DEU)	117	4	7	10	8	10	7	12	6	12	9	10		20	6	20	6	4																		
5	21	Thomas ROBINEAU (FRA)	83	12	12	7										12	7	7	15																			
6	37	Terry GIBBON (GBR)	78	-	-	-	-	12	10	15						12	7	7	15																			
7	38	Eduardo E.RODRIGUES (PRT)	64	-	-	-	-	8	5	6	7	10	7	8	7	-	-	-	6																			
8	38	José Eduardo Teixeira J.E.RODRIGUES (PRT)	49	10	8	8	6	-	-	-	-	-	-	-	-	4	3	6	4																			
9	19	Dominique ORSINI (FRA)	48	6	6	4	6	4	4	5	8	5																										
10	20	Téo CALVET (FRA)	34	-	-	-	-	-	-	-	-	-	-	-	-	8	8	10	8																			
11	15	Erwin KLEINAGELVOORT (NLD)	21	-	-	-	-	-	-	-	-	-	-	-	2	5	4	2	8																			
12	9	Frantisek VOJTISEK (CZE)	6	-	-	-	-	-	-	-	-	-	-	-	3	3																						
13	25	Heinrich-Clemens HECKER (DEU)	6	-	-	-	-	-	-	-	-	-	-	-	1	2	3																					
14	39	Franck CONTI (FRA)	3	-	-	-	-	-	-	-	-	-	-	-	1	2																						
15	75	Jennifer J.JANIEC (FRA)	2	-	-	-	-	-	-	-	-	-	-	-																								

Points for Race 1 at MOST are awarded based on the provisional result.

Timekeeping and Data Service: wige SOLUTIONS GmbH & Co. KG, Meckenheim (GER)

wige SOLUTIONS

Chief timekeeping: Yasin Özer, München (GER), yasin.oezer@wige.de